

Mandiri Investa Atraktif (Class A)

Equity Fund

NAV/Unit IDR 4.265,17

Reporting Date

28 March 2024

Effective Statement

S-1521/PM/2005

Effective Date

10 June 2005

Custodian Bank

Bank HSBC

Inception Date

30 August 2005

AUM

IDR 992,06 Billion

Total AUM Share Class

IDR 1,00 Trillion

Currency

Indonesian Rupiah (IDR)

Pricing Frequency

Daily

Minimum Initial Investment

Rp 250.000.000

Number of Offered Units

4.000.000.000 (Four Billion)

Management Fee

Max. 2% p.a

Custodian Fee

Max. 0,25% p.a

Subscription Fee

Min. 0,5% & Max. 3%

Redemption Fee

Max. 2%

Switching Fee

Max. 2%

ISIN Code

IDN000507803

Bloomberg Code

MANTRAA:IJ

Benefits Of Mutual Fund

- Professional management
- Investment diversification
- Investment value growth potential
- Easy investment disbursement

Main Risk Factor

- Risk of Deteriorating Economic and Political Condition
- Risk of Default
- Risk of Liquidity
- Risk of Diminishing of NAV of each participation unit
- Risk of Dissolution and Liquidation
- Risk of Electronic Media Transaction

Investment Period



Risk Period



Description

MITRA Fund investing in Equity with Long Term Period and categorized High Risk. This Mutual fund's Portfolio carries various risks for investor.

Information on Mutual Fund Ownership

Confirmation letter for subscription, redemption and switching of mutual funds are valid legal proof of mutual fund ownership issued and delivered by the custodian bank. In case there is Securities Ownership (AKSES) facility, Participation Unit Holders could see Mutual Fund ownership through KSEI Akses webpage, <https://akses.ksei.co.id/>.

About Mandiri Investasi

PT Mandiri Manajemen Investasi (Mandiri Investasi) is a separate subsidiary of PT Mandiri Sekuritas established in October 26, 2004. PT Mandiri Sekuritas is Indonesia's leading investment bank and a subsidiary of PT Bank Mandiri (Persero) Tbk., the country's largest state-owned Bank. Mandiri Investasi and/or its predecessors have been managing investment portfolios since 1993, with Business License Number: No. Kep-11/PM/MI/2004. Mandiri Investasi is one of the Indonesia's largest domestic mutual fund with total assets under management totaling Rp 43,75 Trillion (as of 28 March 2024).

Custodian Bank

PT Bank HSBC Indonesia (formerly PT Bank Ekonomi Raharja), which has been operating in Indonesia since 1989, is part of the HSBC Group and has a license from OJK to operate as a custodian in the capital market based on decision No KEP02/PM.2/2017 dated 20 January 2017. PT Bank HSBC Indonesia is registered and supervised by the OJK.

Investment Objective

To provide an attractive level of investment income in the long term.

Investment Policy*

| | |
|-------------------|-------------|
| Equity Securities | : 80% - 98% |
| Debt Securities | : 0% - 20% |
| Money Market | : 2% - 20% |

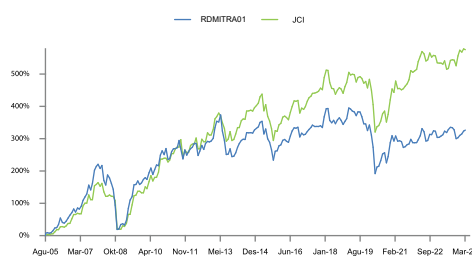
* Exclude cash and equivalent

Portfolio Allocation*

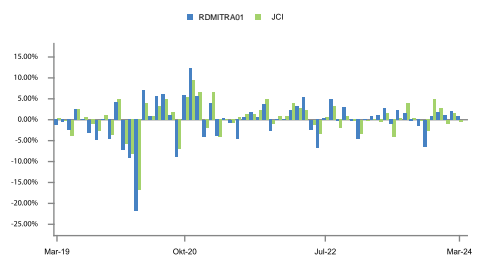
| | |
|---------|----------|
| Equity | : 94,23% |
| Bonds | : 0,00% |
| Deposit | : 3,12% |

* Exclude cash and equivalent

Fund Performance



Monthly Return



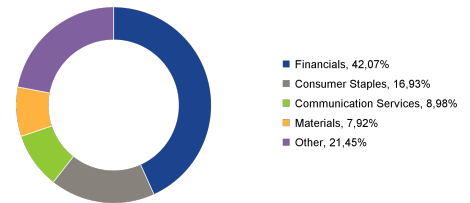
Top Holdings

(In Alphabetical Order)

| | | |
|--------------------------------------|--------|-------|
| Astra International Tbk | Equity | 2,11% |
| Bank Central Asia Tbk. | Equity | 9,50% |
| Bank Mandiri (Persero) Tbk. | Equity | 9,47% |
| Bank Negara Indonesia (Persero) Tbk. | Equity | 5,98% |
| Bank Rakyat Indonesia (Persero) Tbk. | Equity | 8,72% |
| Indofood CBP Sukses Makmur Tbk | Equity | 4,71% |
| Indofood Sukses Makmur Tbk. | Equity | 2,14% |
| Jasa Marga (Persero) Tbk. | Equity | 2,41% |
| Mayora Indah Tbk. | Equity | 2,89% |
| Telkom Indonesia (Persero) Tbk. | Equity | 7,66% |

Sector Allocation

(5 Biggest Sector)



Performance - 28 March 2024

| | 1 Month | 3 Months | 6 Months | 1 Year | 3 Years | 5 Years | YTD | Since Inception |
|-------------------|----------|----------|----------|--------|---------|---------|-------|-----------------|
| RDMITRA01 | : 0,73% | 4,02% | -0,22% | 3,49% | 8,76% | -12,15% | 4,02% | 326,52% |
| Benchmark* | : -0,37% | 0,22% | 5,03% | 7,11% | 21,77% | 12,68% | 0,22% | 575,41% |

*Benchmark Description:

Since March 2017 until now the benchmark is JCI
Since March 2013 - February 2017 the benchmark was LQ45
Since August 2005 - February 2013 the benchmark was JCI

| | | |
|-------------|----------------|----------------|
| Best Month | (April 2009) | 25,34% |
| Worst Month | (October 2008) | -38,83% |

This Mutual fund had a best performance of 25,34% in April 2009 and reached a worst performance of -38,83% in October 2008.

Market Outlook

In March 2024, three global events emerged that could impact global equity markets. Firstly, The Fed's meeting revealed projections for faster-than-expected US economic growth this year, while still indicating the possibility of interest rate cuts up to three times. The US economy is forecasted to expand by 2.1% in 2024, surpassing most other advanced economies and exceeding The Fed's previous forecasts from three months ago. Despite expectations of slightly higher underlying inflation and a robust job market, Chairman Powell signaled that these factors would not deter the committee from reducing borrowing costs from their current 23-year high of 5.25%-5.5%. Secondly, the China National People's Congress in March set a GDP growth target of around 5% for 2024 but did not introduce a significant stimulus package to achieve this goal. Thirdly, the Bank of Japan made a historic shift by ending an era of negative interest rates, raising borrowing costs for the first time since 2007 as the country moves past decades of deflation. The BoJ announced its intention to maintain the overnight interest rate within a range of approximately zero to 0.1%, compared to the previous range of -0.1%. Meanwhile, Indonesia's domestic economy is influenced by consumption patterns, particularly as the country enters the festive season of Hari Raya Idul Fitri (Lebaran). Normalized high rice prices contribute to a more favorable overall economic environment. Additionally, market discussions have commenced regarding the implementation of the next government program, including a proposed free lunch program for school students, which could potentially stimulate consumption. Reported softness in car and motorcycle sales is attributed to anticipation surrounding the February elections. However, the purchase of high-value items is expected to improve, supported by certain banks' promotion of credit growth.

Fund Bank Account

PT Bank HSBC Indonesia
REKSA DANA MANDIRI INVESTA ATRAKTIF
001-840180-069

PT Bank Mandiri (Persero). Tbk Cabang Bursa Efek Indonesia, Jakarta
REKSA DANA MANDIRI INVESTA ATRAKTIF
104-000-441-2685

DISCLAIMER

INVESTMENT IN MUTUAL FUND CONTAIN RISK. PRIOR TO INVESTING IN MUTUAL FUND, POTENTIAL INVESTOR MUST READ AND UNDERSTAND THE PROSPECTUS. PAST PERFORMANCE DOES NOT GUARANTEE / REFLECT THE FUTURE PERFORMANCE OF THE FUND. FINANCIAL SERVICE AUTHORITY (OJK) NEITHER GIVE ANY STATEMENT TO APPROVE OR REJECT THE SECURITIES NOR EXPRESS THE ACCURACY OR ADEQUACY OF THE CONTENTS OF MUTUAL FUND'S PROSPECTUS. ANY CONTRADICTORY STATEMENT SHALL BE LEGAL BREACH. MUTUAL FUND IS A CAPITAL MARKET PRODUCT AND NOT A PRODUCT PUBLISHED BY SELLING AGENT/BANKS THE SELLING AGENT OF THE FUND SHALL NOT RESPONSIBLE FOR ANY CLAIM AND RISKS OF THE MANAGEMENT OF THE MUTUAL FUND'S PORTFOLIO BY INVESTMENT MANAGER.

This product information summary does not replace the Mutual Fund Prospectus and prepared by PT Mandiri Manajemen Investasi only for information needs and does not constitute an offer to buy or sell. All information contained in this document is presented correctly. If necessary, investors are advised to seek professional opinion before making an investment decision. Past performance is not necessarily a guide to future performance and is not also an estimate made to give an indication regarding future performance or trends.

PT Mandiri Manajemen Investasi registered and supervised by the Financial Services Authority, and each product offering shall be made by workers who have been registered and supervised by the Financial Services Authority. PUJK (Pelaku Usaha Jasa Keuangan) and Individual registered and supervised by OJK.

PT Mandiri Manajemen Investasi

Menara Mandiri 2 Lantai 15, Jl. Jend. Sudirman Kav. 54-55
Jakarta 12190, Indonesia Call Center: (021) 526 3505



Mandiri investasi



Mandiri.investasi



Mandiri Investasi



Further information and Fund Prospectus can be accessed through our site www.mandiri-investasi.co.id